

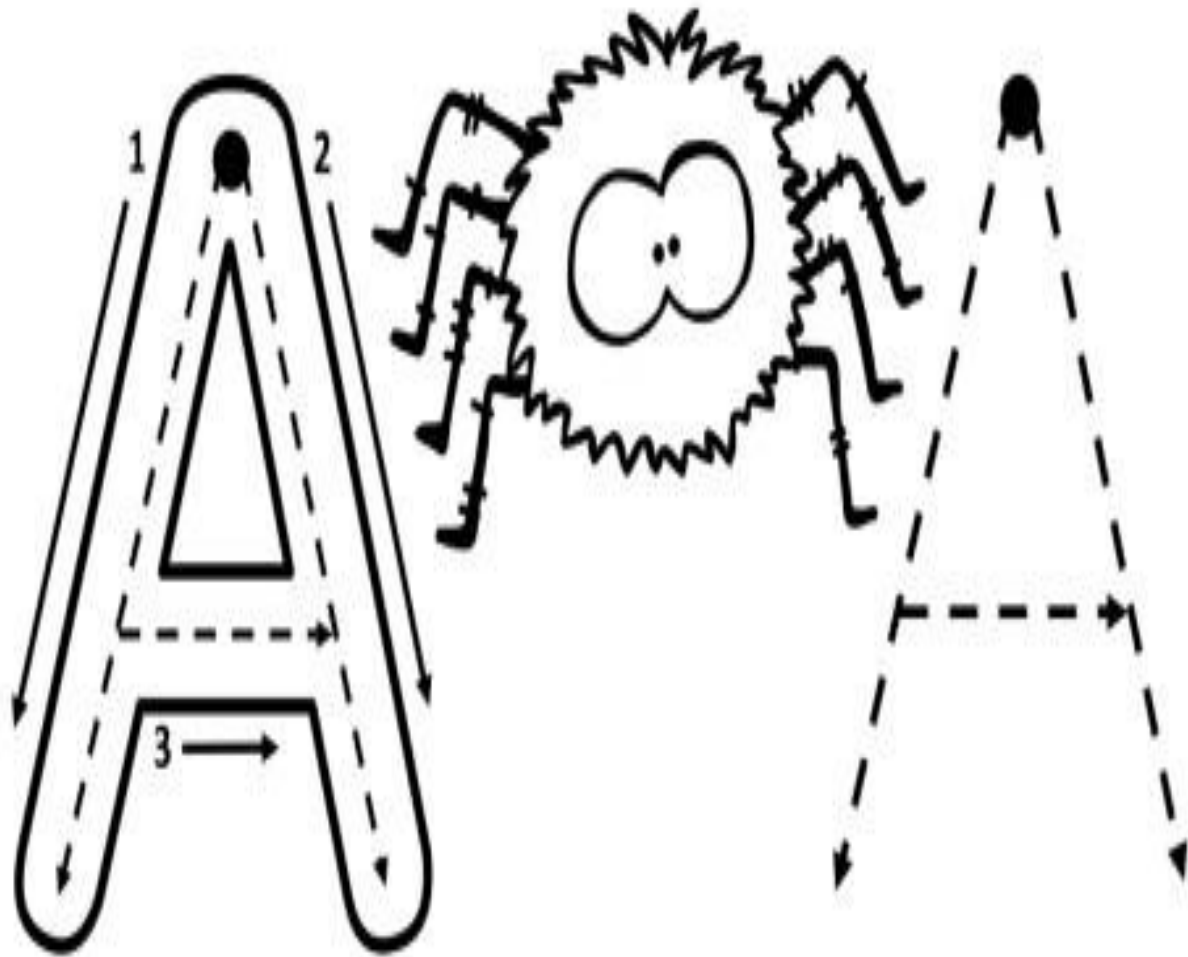


# CUADERNO DE VOCALES

**NOMBRE:** \_\_\_\_\_


**PRE KINDER:** \_\_\_\_\_

# REPASA LAS VOCALES Y COLOREA




# A

**INSTRUCCIONES:** Recorta y pega objetos que comiencen con vocal **A**



A

**INSTRUCCIONES:** Colorea con lápiz de cera o lápiz de color sin salirte del margen.






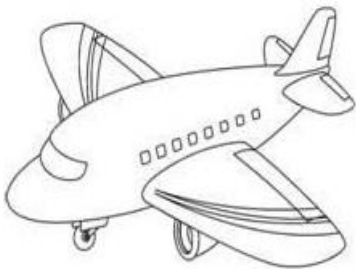



**INSTRUCCIONES:** Repasa con lápiz grafito cada vocal.

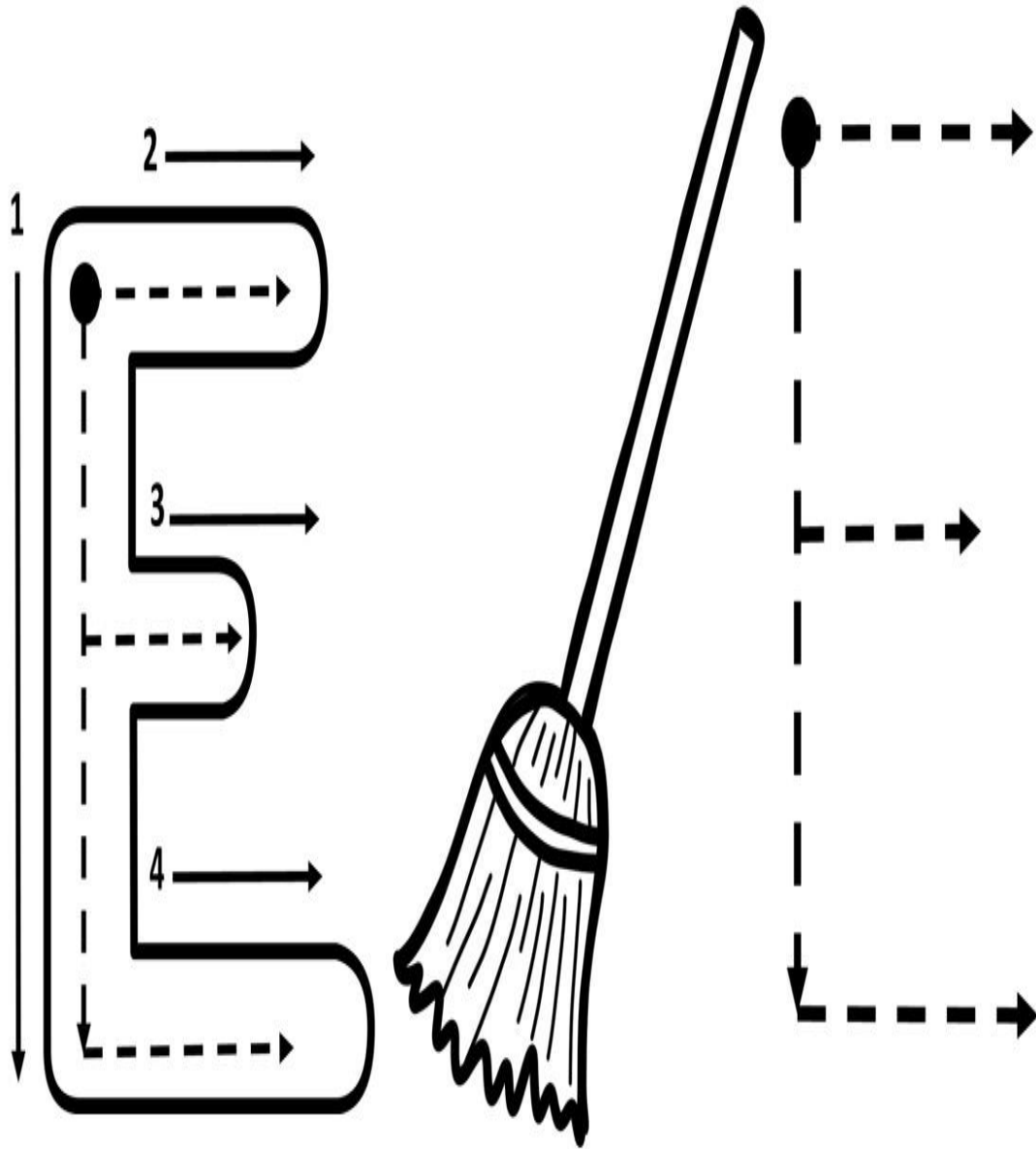


# A

**INSTRUCCIONES:** Colorea sólo las imágenes que comienzan con vocal A




# REPASA LAS VOCALES Y COLOREA



# E

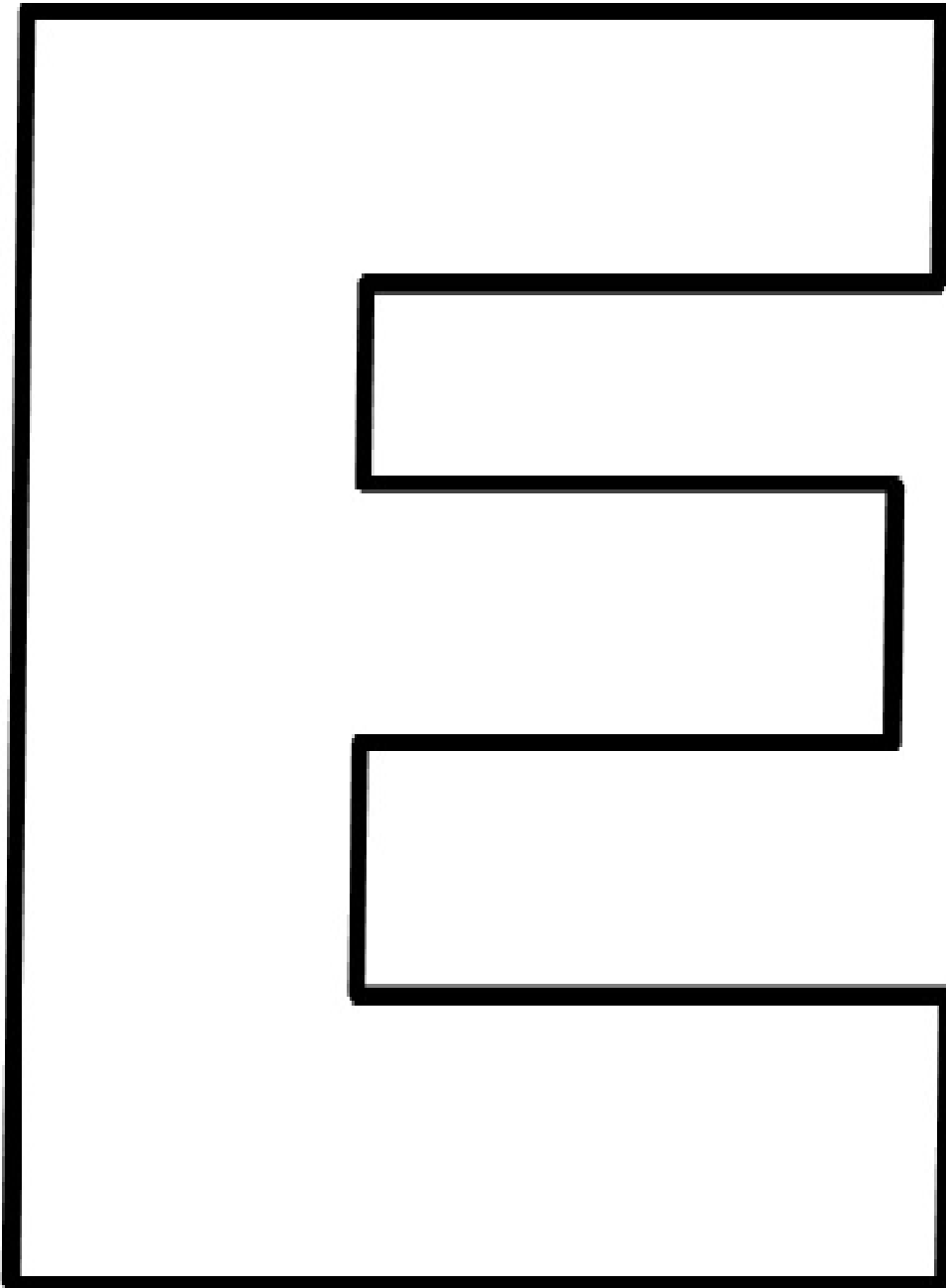
**INSTRUCCIONES:** Recorta y pega objetos que comiencen con vocal E.





E

**INSTRUCCIONES:** Rellena con papel picado vocal E.



# E

**INSTRUCCIONES:** Repasa con lápiz grafito cada vocal.

E E E E E E E E E

E E E E E E E E E

E E E E E E E E E


E E E E E E E E E

E E E E E E E E E


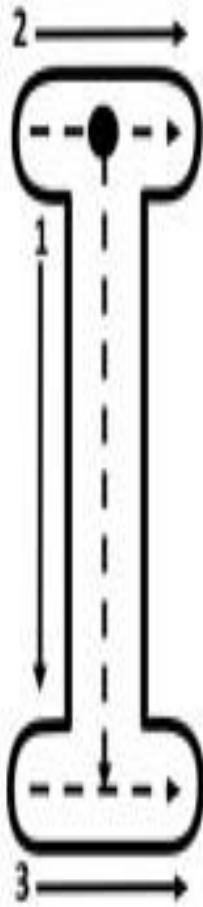
E E E E E E E E E

# E

**INSTRUCCIONES:** Colorea sólo las imágenes que comienzan con vocal E.




# REPASA LAS VOCALES Y COLOREA






**INTRUCCIONES:** Recorta y pega objetos que comiencen con la vocal **i**








**INTRUCCIONES:** Colorea con lápiz de cera o lápiz de color sin salirte del margen.

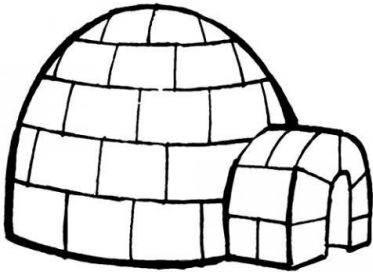





**INTRUCCIONES:** Repasa con lápiz grafito cada vocal.




**INTRUCCIONES:** Colorea sólo las imágenes que comienzan con vocal i.





# REPASA LAS VOCALES Y COLOREA




# O

**INTRUCCIONES:** Recorta y pega objetos que comiencen con la vocal **O**.




O

**INTRUCCIONES:** Rellena con plasticina la vocal O.



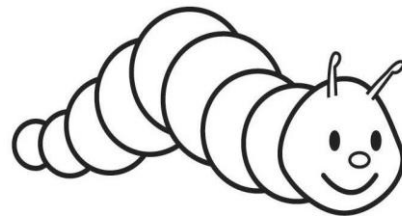

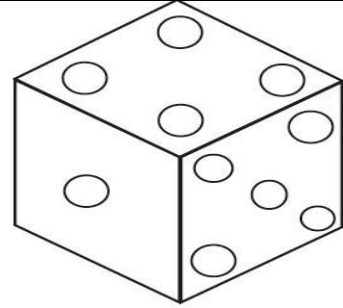


# O

**INTRUCCIONES:** Repasa con lápiz grafito cada vocal.




# O

**INTRUCCIONES:** Colorea sólo las imágenes que comienzan con vocal O.




# REPASA LAS VOCALES Y COLOREA






**INTRUCCIONES:** Rellena con papel picado vocal U.




U







**INTRUCCIONES:** Recorta y pega objetos que comiencen con la vocal **U**.







**INTRUCCIONES:** Repasa con lápiz grafito cada vocal.



# U

**INTRUCCIONES:** Colorea sólo las imágenes que comienzan con vocal U.

